

PRIME RESEARCH

— Empowering decisions —

Commodity Daily

27 May 2026

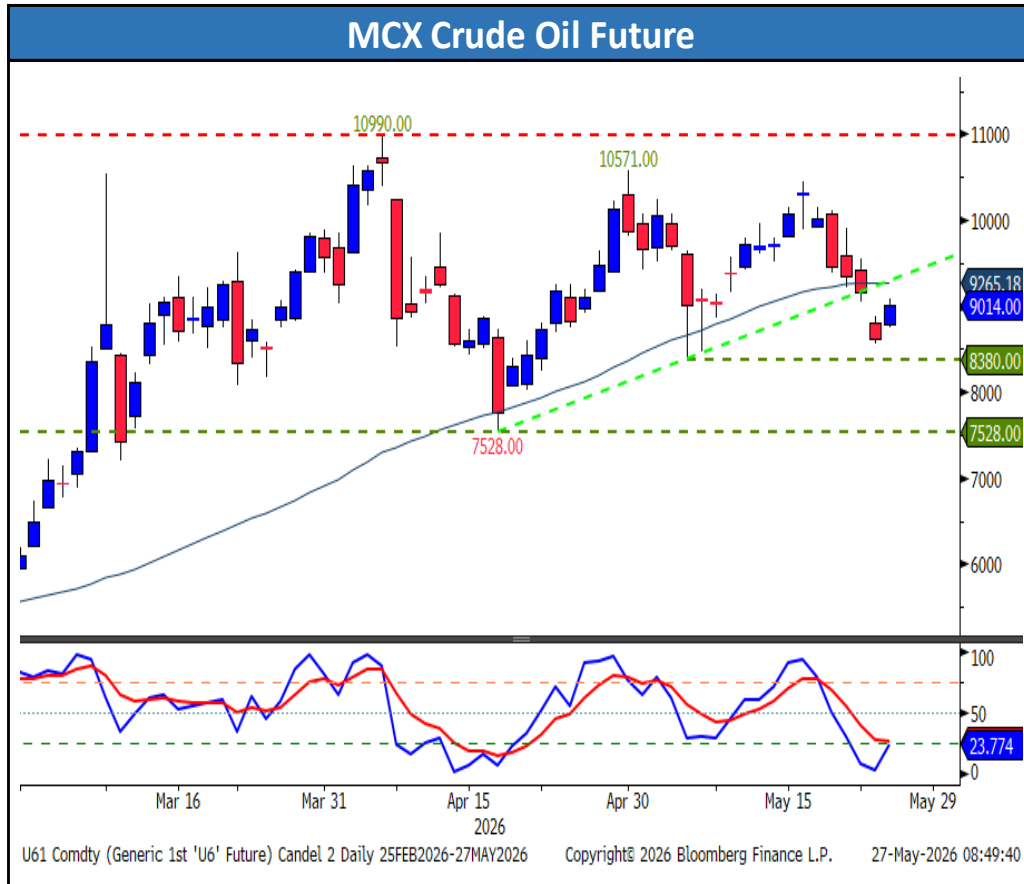


Name	Current Price	Previous Close	Change	% Change
Commodities				
COMEX Gold	4507.88	4570.5	-62.62	-1.37%
COMEX Silver	76.905	78.0795	-1.1745	-1.50%
WTI Crude Oil	93.89	NA	NA	NA
Natural Gas	2.894	NA	NA	NA
LME Copper	13624	NA	NA	NA
LME Zinc	3533.0	NA	NA	NA
LME Lead	2014.5	NA	NA	NA
LME Aluminium	3672.5	NA	NA	NA
Currencies				
Dollar Index	99.169	99.239	-0.07	-0.07%
USDINR	95.686	95.228	0.4587	0.48%
EURUSD	1.1631	1.1644	-0.0013	-0.11%
Global Equity Indices				
BSE Sensex	76010	76489	-479	-0.63%
Hang Seng Index	25599	NA	NA	NA
Nikkei	64996	65158	-162	-0.25%
Shanghai	4145	4153	-7	-0.17%
S&P 500 Index	7519	NA	NA	NA
Dow Jones	50462	NA	NA	NA
Nasdaq	30001	NA	NA	NA
FTSE 500	10491	NA	NA	NA
CAC Index	8173	8258	-85	-1.03%
DAX Index	25185	25389	-204	-0.80%

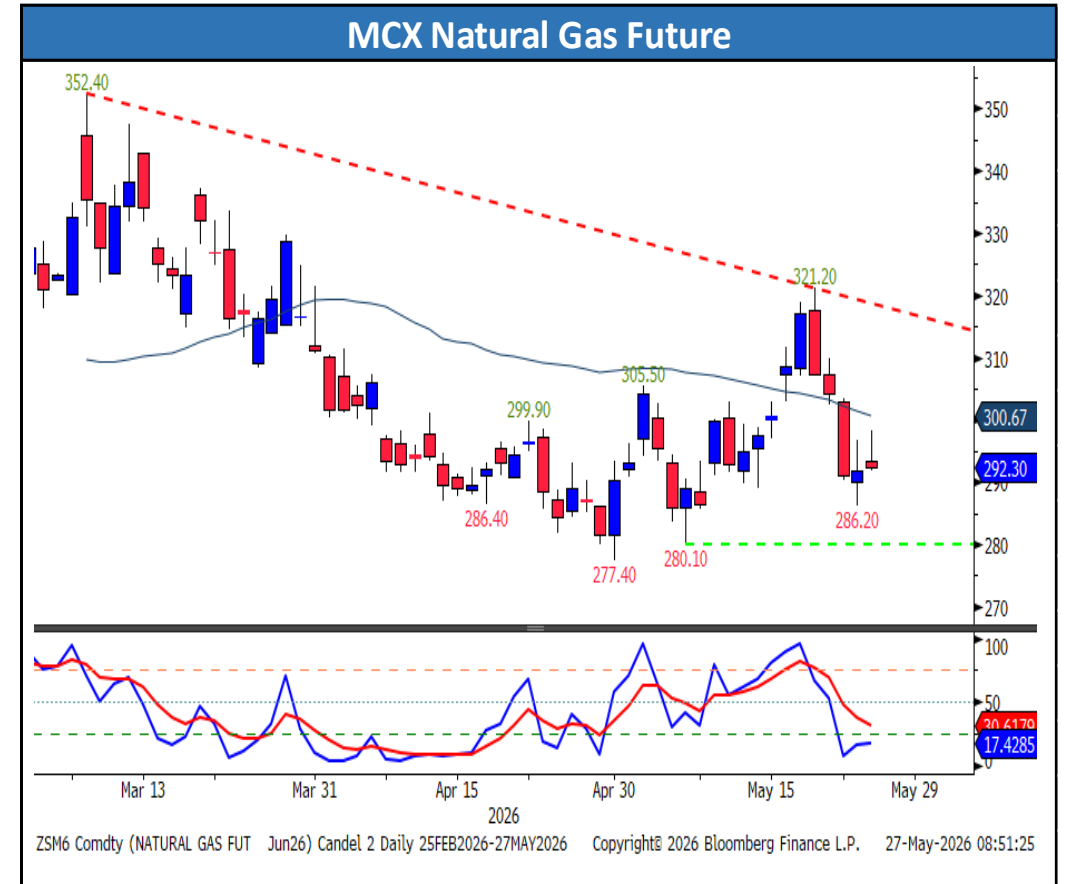
GLOBAL MARKET ROUND UP

- ⇒ Precious metals edged lower on Tuesday and traded within a narrow range as uncertainty surrounding U.S.–Iran negotiations kept investors cautious. With no major breakthrough on the diplomatic front, market participants largely stayed on the sidelines, avoiding aggressive positions and waiting for clearer signals on the geopolitical front.
- ⇒ The ongoing lack of clarity has left precious metals in a state of consolidation, with the market also closely monitoring movement in crude oil, the U.S. dollar, and Treasury yields for direction.
- ⇒ Market sentiment remains highly sensitive to developments related to the Middle East conflict. Progress toward a potential agreement could alleviate tensions in the energy market and address inflation concerns, creating a more favorable environment for precious metals. Conversely, any setbacks in negotiations could reignite fears of inflation due to rising energy prices, which would reinforce expectations for tighter monetary policy and put additional pressure on gold and silver prices.
- ⇒ Crude oil traded within a range on Wednesday, with WTI crude hovering around the \$92 mark following a decline in the previous session. Markets were weighing signs of progress in U.S.–Iran peace negotiations against ongoing geopolitical uncertainty in the Middle East. Investor sentiment remained cautious due to lingering concerns about the Strait of Hormuz, a critical route for global energy supplies. U.S. Secretary of State Marco Rubio stated that a potential agreement may still take time to finalize, as key issues, including Iran’s frozen assets and shipping access through the Strait of Hormuz, have yet to be resolved. Additionally, renewed military developments between the two sides have kept geopolitical risks elevated, limiting downward pressure on oil prices. We expect crude oil to remain highly sensitive to headlines surrounding U.S.–Iran negotiations, with near-term price direction likely to be driven by diplomatic developments and their implications for global energy flows.
- ⇒ Natural gas prices retreated in overnight trading on Tuesday as forecasts for milder U.S. weather reduced expectations for cooling demand. Meteorologists expect temperatures to remain largely near seasonal norms through June 10, which may limit natural gas consumption from power generators for air-conditioning demand and continue to weigh on market sentiment.

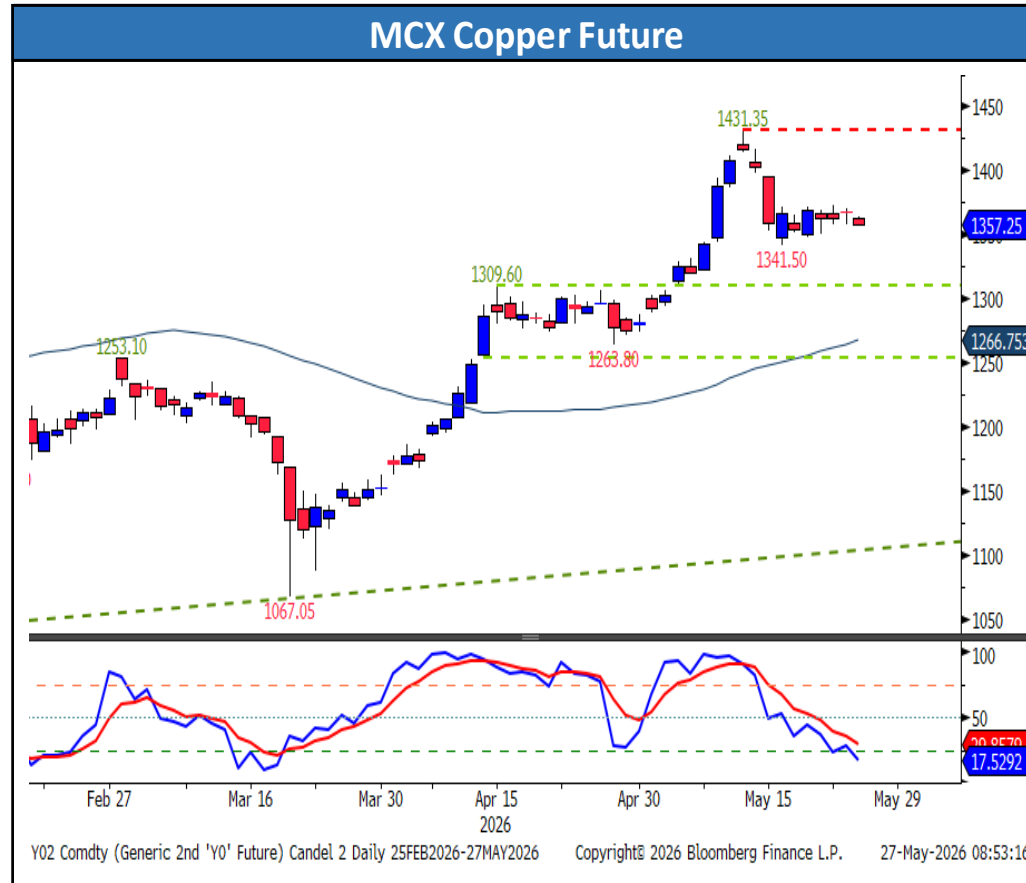




- **Trading Range:** 8480 to 9350
- **Intraday Trading Strategy:** Buy Crude Oil Jun Fut at 8705-8715 SL 8620 Target 8925/8980



- **Trading Range:** 280 to 304
- **Intraday Trading Strategy:** Sell Natural Gas Jun Fut at 293-294 SL 299.8 Target 284/280



Technical Levels

Commdity	Pivot	Supt.3	Supt.2	Supt.1	Resi.1	Resi.2	Resi.3	5 DMA	20 DMA	RSI
Gold	157943	155213	156578	157097	158462	159308	160673	158998	155541	54.4
Silver	271667	261503	266585	268606	273688	276749	281831	273668	266565	52.7
Crude Oil	8951	8271	8611	8812	9152	9291	9631	9123	9298	49.7
Natural Gas	294.1	281.1	287.6	290.0	296.5	300.6	307.1	297.3	296.2	46.1
Copper	1359.1	1343.5	1351.3	1354.3	1362.1	1366.9	1374.7	1363.7	1349.0	56.3
Zinc	368.7	358.9	363.8	365.7	370.6	373.6	378.5	367.7	356.2	67.5
Lead	206.9	201.6	204.3	205.9	208.5	209.6	212.2	206.0	204.1	66.9
Aluminium	385.9	376.9	381.4	384.0	388.5	390.4	394.9	384.6	377.1	64.8

Commodity Movement

Commdity	Expiry	Open	High	Low	Close	% Chg.	Open Interest	Chg. In OI	Volume	Chg. In Volume
Gold	05-Jun-26	158789	158789	157424	157616	-0.92%	4562	-8%	3056	6%
Silver	03-Jul-26	274727	274727	269645	270628	-2.20%	9473	3%	8449	29%
Crude Oil	18-Jun-26	8778	9089	8749	9014	4.50%	11419	-3%	62628	-10%
Natural Gas	25-Jun-26	293.4	298.3	291.8	292.3	0.17%	18574	11%	73862	35%
Copper	30-Jun-26	1363.1	1363.9	1356.1	1357.3	-0.75%	15554	17%	9089	83%
Zinc	30-Jun-26	370.4	371.8	366.9	367.5	-0.88%	2211	24%	3353	208%
Lead	30-Jun-26	205.4	208.0	205.4	207.5	0.66%	347	13%	179	85%
Aluminium	30-Jun-26	383.4	387.9	383.4	386.6	0.64%	4078	25%	2756	237%

Disclosure:

I, Saumil Gandhi, Commerce graduate authors and the names subscribed to this report, hereby certify that all of the views expressed in this research report accurately reflect our views about the subject issuer(s) or securities. SEBI conducted the inspection and based on their observations have issued advise/warning. The said observations have been complied with. We also certify that no part of our compensation was, is, or will be directly or indirectly related to the specific recommendation(s) or view(s) in this report.

Research Analyst or his/her relative or HDFC Securities Ltd. does not have any financial interest in the subject company. Also Research Analyst or his relative or HDFC Securities Ltd. or its Associate may have beneficial ownership of 1% or more in the subject company at the end of the month immediately preceding the date of publication of the Research Report. Further Research Analyst or his relative or HDFC Securities Ltd. or its associate does have/does not have any material conflict of interest.

Any holding in stock – No

HDFC Securities Limited (HSL) is a SEBI Registered Research Analyst having registration no. INH000002475.

Disclosure & Disclaimer :

HDFC Securities Limited (HSL) is a SEBI Registered Research Analyst having registration no. INH000002475.

This report has been prepared by HDFC Securities Ltd and is solely for information of the recipient only. The report must not be used as a singular basis of any investment decision. The views herein are of a general nature and do not consider the risk appetite or the particular circumstances of an individual investor; readers are requested to take professional advice before investing. “This report may have been refined using AI tools to enhance clarity and readability.”

Nothing in this document should be construed as investment advice. Each recipient of this document should make such investigations as they deem necessary to arrive at an independent evaluation of an investment in securities of the companies referred to in this document (including merits and risks) and should consult their own advisors to determine merits and risks of such investment. The information and opinions contained herein have been compiled or arrived at, based upon information obtained in good faith from sources believed to be reliable. Such information has not been independently verified and no guaranty, representation of warranty, express or implied, is made as to its accuracy, completeness or correctness. All such information and opinions are subject to change without notice. Descriptions of any company or companies or their securities mentioned herein are not intended to be complete. HSL is not obliged to update this report for such changes. HSL has the right to make changes and modifications at any time.

This report is not directed to, or intended for display, downloading, printing, reproducing or for distribution to or use by, any person or entity who is a citizen or resident or located in any locality, state, country or other jurisdiction where such distribution, publication, reproduction, availability or use would be contrary to law or regulation or what would subject HSL or its affiliates to any registration or licensing requirement within such jurisdiction.

If this report is inadvertently sent or has reached any person in such country, especially, United States of America, the same should be ignored and brought to the attention of the sender. This document may not be reproduced, distributed or published in whole or in part, directly or indirectly, for any purposes or in any manner.

Foreign currencies denominated securities, wherever mentioned, are subject to exchange rate fluctuations, which could have an adverse effect on their value or price, or the income derived from them. In addition, investors in securities such as ADRs, the values of which are influenced by foreign currencies effectively assume currency risk. It should not be considered to be taken as an offer to sell or a solicitation to buy any security. This document is not, and should not, be construed as an offer or solicitation of an offer, to buy or sell any securities or other financial instruments. This report should not be construed as an invitation or solicitation to do business with HSL. HSL may from time to time solicit from, or perform broking, or other services for, any company mentioned in this mail and/or its attachments.

HSL and its affiliated company(ies), their directors and employees may; (a) from time to time, have a long or short position in, and buy or sell the securities of the company(ies) mentioned herein or (b) be engaged in any other transaction involving such securities and earn brokerage or other compensation or act as a market maker in the financial instruments of the company(ies) discussed herein or act as an advisor or lender/borrower to such company(ies) or may have any other potential conflict of interests with respect to any recommendation and other related information and opinions.

HSL, its directors, analysts or employees do not take any responsibility, financial or otherwise, of the losses or the damages sustained due to the investments made or any action taken on basis of this report, including but not restricted to, fluctuation in the prices of shares and bonds, changes in the currency rates, diminution in the NAVs, reduction in the dividend or income, etc.

HSL and other group companies, its directors, associates, employees may have various positions in any of the stocks, securities and financial instruments dealt in the report, or may make sell or purchase or other deals in these securities from time to time or may deal in other securities of the companies / organizations described in this report. As regards the associates of HSL please refer the website.

HSL or its associates might have managed or co-managed public offering of securities for the subject company or might have been mandated by the subject company for any other assignment in the past twelve months.

Please note that HDFC Securities has a proprietary trading desk. This desk maintains an arm's length distance with the Research team and all its activities are segregated from Research activities. The proprietary desk operates independently, potentially leading to investment decisions that may deviate from research views.

HSL or its associates might have received any compensation from the companies mentioned in the report during the period preceding twelve months from the date of this report for services in respect of managing or co-managing public offerings, corporate finance, investment banking or merchant banking, brokerage services or other advisory service in a merger or specific transaction in the normal course of business.

HSL or its analysts did not receive any compensation or other benefits from the companies mentioned in the report or third party in connection with preparation of the research report. Accordingly, neither HSL nor Research Analysts have any material conflict of interest at the time of publication of this report. Compensation of our Research Analysts is not based on any specific merchant banking, investment banking or brokerage service transactions. HSL may have issued other reports that are inconsistent with and reach different conclusion from the information presented in this report.

Research entity has not been engaged in market making activity for the subject company. Research analyst has not served as an officer, director or employee of the subject company. We have not received any compensation/benefits from the subject company or third party in connection with the Research Report.

HDFC securities Limited, I Think Techno Campus, Building - B, "Alpha", Office Floor 8, Near Kanjurmarg Station, Opp. Crompton Greaves, Kanjurmarg (East), Mumbai 400 042 Phone: (022) 3075 3400 Fax: (022) 2496 5066

Compliance Officer: Murli V Karkera Email: complianceofficer@hdfcsec.com Phone: (022) 3045 3600

For grievance redressal contact Customer Care Team Email: customercare@hdfcsec.com Phone: (022) 3901 9400

HDFC Securities Limited, SEBI Reg. No.: NSE, BSE, MSEI, MCX: INZ000186937; AMFI Reg. No. ARN: 13549; PFRDA Reg. No. POP: 11092018; IRDA Corporate Agent License No.: CA0062; SEBI Research Analyst Reg. No.: INH000002475; SEBI Investment Adviser Reg. No.: INA000011538; CIN - U67120MH2000PLC152193

Investment in securities market are subject to market risks. Read all the related documents carefully before investing.

Mutual Funds Investments are subject to market risk. Please read the offer and scheme related documents carefully before investing.

Registration granted by SEBI, membership of BASL (in case of IAs) and certification from NISM in no way guarantee performance of the intermediary or provide any assurance of returns to investors.